

## New ConTex 2026 Container Ship Time Charter Assessment Index

New ConTex 2026		1517	
16.04.26	6 mos	12 mos	24 mos
1100 TEU*	\$17.523	\$16.523	
1800 TEU	\$34.250	\$31.450	
2500 TEU*		\$34.095	\$27.477
2700 TEU		\$35.945	\$28.800
3500 TEU		\$42.138	\$35.505
4250 TEU		\$50.400	\$41.905
5700 TEU		\$61.756	\$49.053
6500 TEU		\$68.142	\$55.069

\*GEARED

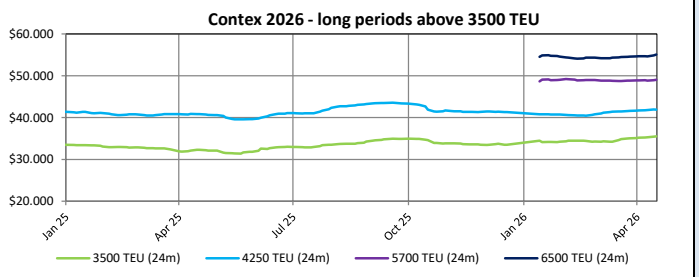
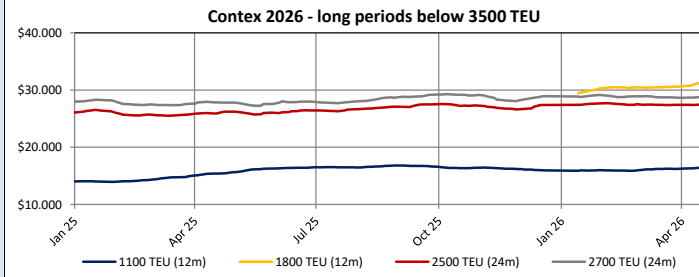
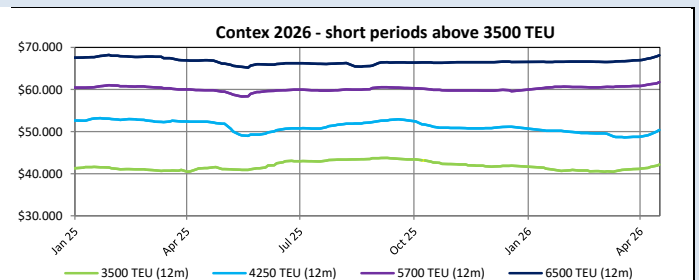
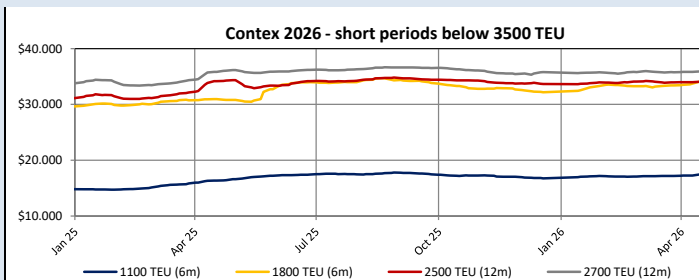
Legend		
↑	up	+ 2% or more
↗	steady up	from +1% to +1,9%
→	steady	+/- 1%
↘	steady down	from -1% to -1,9%
↓	down	- 2% or less

### New ConTex-Commentary - issued: 16.04.26

The container charter market in Week 16 of 2026 continues to display a measured normalization trend, with rate levels stabilizing across most segments following the strong momentum seen earlier in the cycle. While the upward trajectory has moderated, the market remains fundamentally firm. We can observe this by looking at the week-on-week rate development which is particularly stable across all segments. This situation is supported by resilient demand patterns and ongoing structural shifts in global trade flows. A closer look at the feeder and sub-Panamax segments confirms that these classes continue to underpin market stability, with charterers maintaining steady interest in securing reliable tonnage for regional and intra-Asia deployment. Feeder vessels, particularly in the 1100 and 1800 TEU segments, continue to show strong performance, underpinned by their critical role in regional logistics, limited availability of modern eco tonnage, and increasing fragmentation of trade routes. Such market conditions enhance the appetite for 1800+ teu tonnages in the Sale and purchase arena. At the same time, mid-sized and larger sub-Panamax vessels are showing a more balanced dynamic, with slight softening as new tonnage is gradually absorbed and charterers adopt a more selective approach. However, utilization remains supported by extended voyage durations linked to ongoing rerouting patterns due to the geopolitical instability which is evident. Overall, the market is shifting from urgency to discipline, with charterers prioritizing efficiency and compliance, while key structural drivers (as mentioned already) such as geopolitical uncertainty, regulatory pressures, and evolving trade flows, continue to underpin a stable outlook with only a mild softening bias. Rest assured, the market will NOT collapse suddenly. As of now the market still presents an extensive window of opportunity for owners (or would be owners). However, wisdom dictates that the current disruptions should be constantly monitored.

### New ConTex 2026 Development

Vessel type	Evaluated Period	Today	Week-on-Week		Month-on-Month		Year-on-Year				
		16.04.26	09.04.26	Change	Change	17.03.26	Change	17.04.25	Change		
<b>New ConTex 2026</b>		<b>1517</b>	1502	15	↗ 1,0%	1490	27	↗ 1,8%	1484	33	↗ 2,2%
<b>1100 TEU</b>	6 mos	\$17.523	\$17.273	\$250	↗ 1,4%	\$17.177	\$346	↗ 2,0%	\$16.364	\$1.159	↗ 7,1%
	12 mos	\$16.523	\$16.305	\$218	↗ 1,3%	\$16.211	\$312	↗ 1,9%	\$15.414	\$1.109	↗ 7,2%
<b>1800 TEU</b>	6 mos	\$34.250	\$33.734	\$516	↗ 1,5%	\$33.295	\$955	↗ 2,9%	\$30.941	\$3.309	↗ 10,7%
	12 mos	\$31.450	\$30.907	\$543	↗ 1,8%	\$30.493	\$957	↗ 3,1%	-	-	-
<b>2500 TEU</b>	12 mos	\$34.095	\$34.000	\$95	↗ 0,3%	\$33.948	\$147	↗ 0,4%	\$34.182	-\$87	↘ -0,3%
	24 mos	\$27.477	\$27.386	\$91	↗ 0,3%	\$27.405	\$72	↗ 0,3%	\$25.920	\$1.557	↗ 6,0%
<b>2700 TEU</b>	12 mos	\$35.945	\$35.843	\$102	↗ 0,3%	\$35.759	\$186	↗ 0,5%	\$35.850	\$95	↗ 0,3%
	24 mos	\$28.800	\$28.682	\$118	↗ 0,4%	\$28.734	\$66	↗ 0,2%	\$27.832	\$968	↗ 3,5%
<b>3500 TEU</b>	12 mos	\$42.138	\$41.623	\$515	↗ 1,2%	\$40.890	\$1.248	↗ 3,1%	\$41.345	\$793	↗ 1,9%
	24 mos	\$35.505	\$35.295	\$210	↗ 0,6%	\$34.598	\$907	↗ 2,6%	\$32.285	\$3.220	↗ 10,0%
<b>4250 TEU</b>	12 mos	\$50.400	\$49.395	\$1.005	↗ 2,0%	\$48.700	\$1.700	↗ 3,5%	\$52.360	-\$1.960	↘ -3,7%
	24 mos	\$41.905	\$41.788	\$117	↗ 0,3%	\$41.450	\$455	↗ 1,1%	\$40.835	\$1.070	↗ 2,6%
<b>5700 TEU</b>	12 mos	\$61.756	\$61.261	\$495	↗ 0,8%	\$60.717	\$1.039	↗ 1,7%	\$59.817	\$1.939	↗ 3,2%
	24 mos	\$49.053	\$48.825	\$228	↗ 0,5%	\$48.750	\$303	↗ 0,6%	-	-	-
<b>6500 TEU</b>	12 mos	\$68.142	\$67.433	\$709	↗ 1,1%	\$66.739	\$1.403	↗ 2,1%	\$66.961	\$1.181	↗ 1,8%
	24 mos	\$55.069	\$54.608	\$461	↗ 0,8%	\$54.411	\$658	↗ 1,2%	-	-	-



Disclaimer

The brand NewConTex is copyrighted by Verband Hamburger und Bremer Schiffsmakler e.V. ("VHBS e.V.") and is protected by law. The NewConTex may be published only with the source reference © VHBS e.V. It is distributed to the general public for information purposes only and cannot be relied upon as a trading recommendation and does not constitute a solicitation to trade. The reported information is obtained from market sources. While every effort has been made to ensure the accuracy and the completeness of the NewConTex, VHBS e.V. makes no representations, conditions or warranties of any kind, express or implied, about the completeness, accuracy, reliability, or suitability of the NewConTex. Any reliance you place on the NewConTex is therefore strictly at your own risk. Neither VHBS e.V. nor any of its subsidiaries or affiliates nor any employee of the foregoing shall be liable or have any responsibility for any loss, liability or damage, cost or expense including without limitation, indirect or consequential loss or damage, or any loss or damage whatsoever arising from loss of data or profits arising out of, or in connection with, the use of and the reliance on the NewConTex, save for death or personal injury arising from VHBS e.V. negligence and fraudulent misrepresentation that cannot, under German law, be excluded.