

## New ConTex 2026

### Container Ship Time Charter Assessment Index

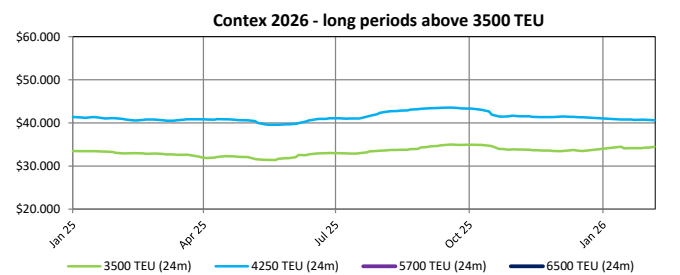
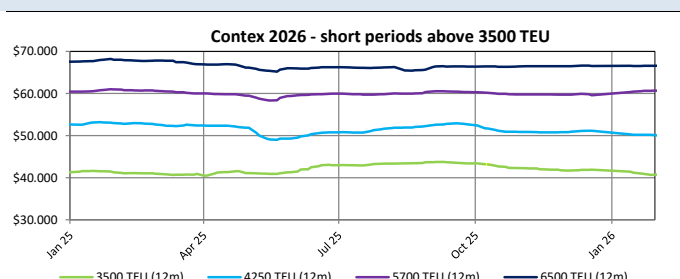
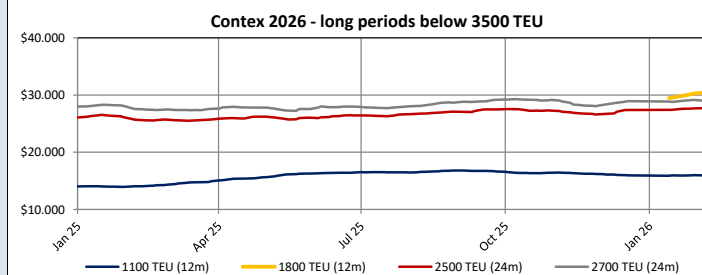
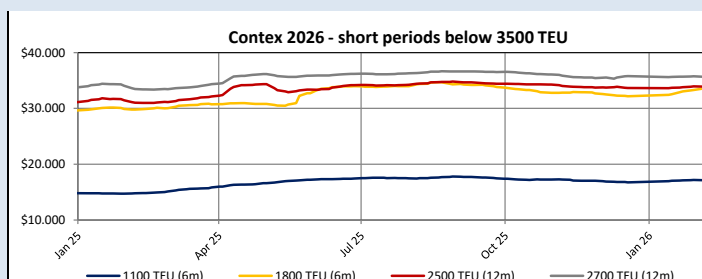
New ConTex 2026		1491	
05.02.26	6 mos	12 mos	24 mos
1100 TEU*	\$17.118	\$15.952	
1800 TEU	\$33.570	\$30.452	
2500 TEU*		\$33.923	\$27.695
2700 TEU		\$35.645	\$29.002
3500 TEU		\$40.898	\$34.490
4250 TEU		\$49.908	\$40.583
5700 TEU		\$60.606	\$49.189
6500 TEU		\$66.639	\$54.317

\*GEARED

Legend		
↑	up	+ 2% or more
↗	steady up	from +1% to +1,9%
→	steady	+/- 1%
↘	steady down	from -1% to -1,9%
↓	down	- 2% or less

New ConTex-Commentary - issued:	05.02.26
<p>In Week 06, the container charter market continues to exhibit signs of stabilization, with a relatively balanced dynamic between demand and available tonnage. Rate levels across most key segments are holding firm or softening only slightly, with charterers maintaining measured optimism amid ongoing macroeconomic and geopolitical volatility.</p> <p>Rates for 1100 TEU vessels remain robust, with short-sea feeders still in healthy demand across Europe, the Caribbean, and parts of West Africa. The YoY growth in this segment underlines the structural importance of these vessels in tight logistics systems, particularly those offering reefer plugs and eco tonnage. Despite a slight pullback from earlier highs, the sub-1800 TEU segment remains resilient thanks to continued congestion in smaller ports and upcoming ETS-linked regulatory cost pressures.</p> <p>The 1800 TEU class continues to capture charterer interest, especially units with high reefer capacity and compliance-ready features. While the 12-month rate reflects some downward adjustment, the short-period rate remains elevated, suggesting charterers are willing to pay premiums for immediate coverage, particularly ahead of the anticipated cargo buildup in late Q1.</p> <p>Charter rates for the 2500 and 2700 TEU segments are showing stability with a slightly softer bias, reflecting balanced market fundamentals. While newbuild deliveries are gradually entering the segment, the overall impact has been muted by ongoing rerouting pressures and regional trade resilience. Rates remain well above pre-2023 levels, suggesting underlying support remains intact.</p> <p>These workhorse vessels for Red Sea detours and extended liner rotations continue to hold firm, though the rate trajectory has moderated from Q4 peaks. With forward cover being sought on 12–24 month periods, and uncertainty around Suez security still there, these classes are expected to maintain a premium, particularly for eco or scrubber-fitted units. Charterers remain focused on efficiency, predictability, and ESG compliance, driving a stratified rate environment where top-tier tonnage commands a clear premium.</p>	

New ConTex 2026 Development												
Vessel type	Evaluated Period	Today	Week-on-Week			Month-on-Month			Year-on-Year			
		05.02.26	29.01.26	Change	Change	18.12.25	Change	Change	06.02.25	Change	Change	
New ConTex 2026		1491	1491	0	➡ 0,0%	1485	6	➡ 0,4%	1412	79	⬆ 5,6%	
1100 TEU	6 mos	\$17.118	\$17.166	-\$48	➡ -0,3%	\$16.768	\$350	⬆ 2,1%	\$14.795	\$2.323	⬆ 15,7%	
	12 mos	\$15.952	\$15.986	-\$34	➡ -0,2%	\$15.970	-\$18	➡ -0,1%	\$14.048	\$1.904	⬆ 13,6%	
1800 TEU	6 mos	\$33.570	\$33.300	\$270	➡ 0,8%	\$32.177	\$1.393	⬆ 4,3%	\$29.782	\$3.788	⬆ 12,7%	
	12 mos	\$30.452	\$30.268	\$184	➡ 0,6%	-	-	-	-	-	-	
2500 TEU	12 mos	\$33.923	\$33.955	-\$32	➡ -0,1%	\$33.675	\$248	➡ 0,7%	\$31.041	\$2.882	⬆ 9,3%	
	24 mos	\$27.695	\$27.675	\$20	➡ 0,1%	\$27.400	\$295	⬆ 1,1%	\$25.695	\$2.000	⬆ 7,8%	
2700 TEU	12 mos	\$35.645	\$35.768	-\$123	➡ -0,3%	\$35.805	-\$160	➡ -0,4%	\$33.477	\$2.168	⬆ 6,5%	
	24 mos	\$29.002	\$29.136	-\$134	➡ -0,5%	\$28.920	\$82	➡ 0,3%	\$27.568	\$1.434	⬆ 5,2%	
3500 TEU	12 mos	\$40.898	\$40.725	\$173	➡ 0,4%	\$41.913	-\$1.015	⬇ -2,4%	\$41.025	-\$127	➡ -0,3%	
	24 mos	\$34.490	\$34.235	\$255	➡ 0,7%	\$33.510	\$980	⬆ 2,9%	\$32.915	\$1.575	⬆ 4,8%	
4250 TEU	12 mos	\$49.908	\$50.115	-\$207	➡ -0,4%	\$51.175	-\$1.267	⬇ -2,5%	\$52.780	-\$2.872	⬇ -5,4%	
	24 mos	\$40.583	\$40.733	-\$150	➡ -0,4%	\$41.295	-\$712	⬇ -1,7%	\$40.775	-\$192	➡ -0,5%	
5700 TEU	12 mos	\$60.606	\$60.697	-\$91	➡ -0,1%	\$59.572	\$1.034	⬆ 1,7%	\$60.806	-\$200	➡ -0,3%	
	24 mos	\$49.189	\$49.044	\$145	➡ 0,3%	-	-	-	-	-	-	
6500 TEU	12 mos	\$66.639	\$66.589	\$50	➡ 0,1%	\$66.547	\$92	➡ 0,1%	\$67.906	-\$1.267	⬇ -1,9%	
	24 mos	\$54.317	\$54.561	-\$244	➡ -0,4%	-	-	-	-	-	-	



Disclaimer

The brand NewConTex is copyrighted by Verband Hamburger und Bremer Schiffsmakler e.V. ("VHBS e.V.") and is protected by law. The NewConTex may be published only with the source reference © VHBS e.V. It is distributed to the general public for information purposes only and cannot be relied upon as a trading recommendation and does not constitute a solicitation to trade. The reported information is obtained from market sources. While every effort has been made to ensure the accuracy and the completeness of the NewConTex, VHBS e.V. makes no representations, conditions or warranties of any kind, express or implied, about the completeness, accuracy, reliability, or suitability of the NewConTex. Any reliance you place on the NewConTex is therefore strictly at your own risk. Neither VHBS e.V. nor any of its subsidiaries or affiliates nor any employee of the foregoing shall be liable or have any responsibility for any loss, liability or damage, cost or expense including without limitation, indirect or consequential loss or damage, or any loss or damage whatsoever arising from loss of data or profits arising out of, or in connection with, the use of and the reliance on the NewConTex, save for death or personal injury arising from VHBS e.V. negligence and fraudulent misrepresentation that cannot, under German law, be excluded.